



## STAR-11 kit

Easy to install 5.8GHz point-to-point wireless bridge kit that extends a community Internet service

- ❑ Everything you need in one kit with two CPE200 wireless products pre-configured for a wireless point-to-point bridge.
- ❑ The CPE200 wireless units operate at 5.8GHz; with less interference and faster wireless data communications.
- ❑ The STAR-11 kit can extend a community Internet service from a central point to homes or to additional point-to-multi-point antennas for mobile access.
- ❑ The STAR-11 kit includes full installation instructions for easy self-install and management of the network connection, you do not depend on others.
- ❑ The STAR-11 kit can extend other STAR kits that print vouchers with access codes to give people access: duration, data speed and data limits.
- ❑ Monitor the service for failures using any STAR kit that has a Guest Internet controller: get alerts.
- ❑ No other fees, maintenance, license, software, services or contracts.
- ❑ Customize your Internet service and provide access where you want it.



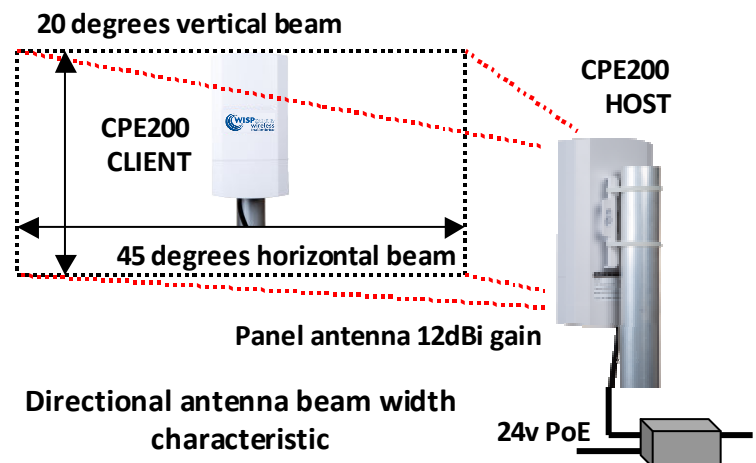
### Install a point to point wireless bridge from your ISP service or Starlink antenna to extend your range with the STAR-11 kit

The STAR-11 kit adds an easy to install wireless point-to-point bridge to extend the range of other STAR kits. The STAR-11 kit has two CPE200 wireless units that are pre-configured as a HOST and CLIENT for a point-to-point bridge.

The only additional item that has to be provided by the customer is the Ethernet cable that connects each CPE200 to the power-over-Ethernet (PoE) supply. The CPE200 equipment is very easy to use so it is not necessary to rely on an expert to install the system, anyone can do it.

Each CPE200 must be installed at a high point so there is line of sight visibility between the host and client antennas. Each CPE200 has a directional antenna and so the CPE200 must be adjusted horizontally and vertically to point the CPE200 towards the remote CPE200. Use the CPE200 firmware to monitor the signal strength while making adjustments.


The point-to-point (P2P) wireless configuration is illustrated in the figures.





## Items included with the STAR-3 kit

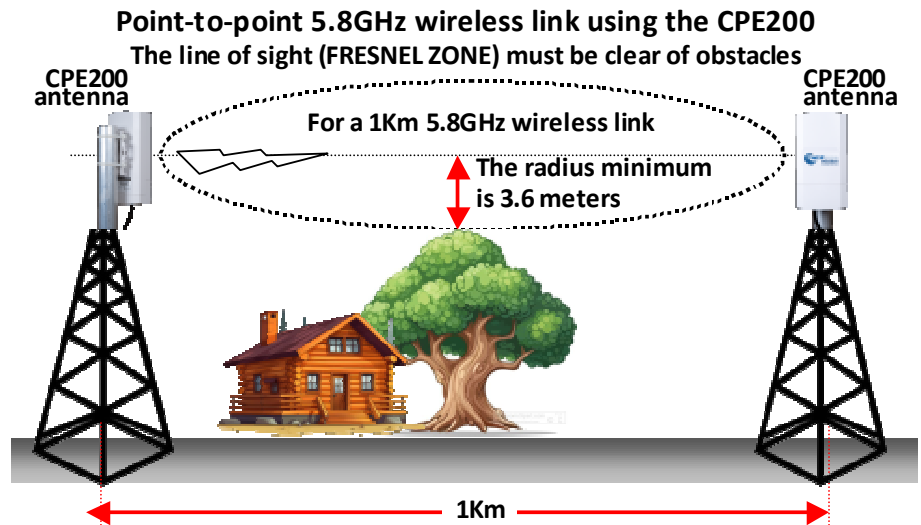
- ❑ Two CPE200 wireless units as illustrated in the figures
- ❑ Extension Ethernet cables
- ❑ Complete guide, how to connect and configure your point-to-point wireless bridge to extend your network connection.
- ❑ The Ethernet cables that connect each CPE200 to the power-over-Ethernet (PoE) supply are not included



## Consult the installation guide for the equipment connections and installation

The CPE200 antennas must have a clear line of sight between the antennas to establish a wireless connection, as shown in the diagram.

A copy of the installation guide can be obtained upon request to: [support@guest-internet.com](mailto:support@guest-internet.com)



## Guest Internet features that manage the WiFi community Internet service

### Easy to install and use

Comprehensive instructions and simple products mean that you do not have to depend on others to provide the Internet service

Quick Start guide



### Control Internet use with access codes

- Duration of access
- Maximum data speed
- Maximum data use
- Number of users
- Date to be used
- + more

Easy to print




### Failure monitoring

Monitor the Starlink, Guest Internet and wireless products; get an email alert when any failure occurs



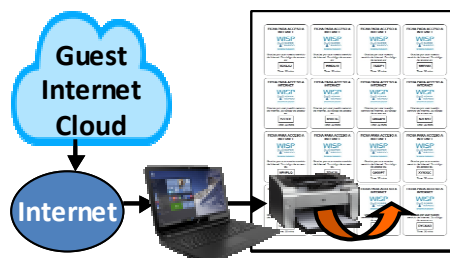
### Multi-language

All software and documentation is available in English or Spanish, Guest Internet is the perfect product for Spanish speakers



### Print and sell vouchers

Each voucher has an access code



### Intrusion protection

Prevent unauthorized access to the Internet service with the powerful Guest Internet firewall



Call 1-800-213-0106 for further information, or see our website: [www.guest-internet.com](http://www.guest-internet.com)  
Fire4 Systems Inc, Guest Internet Solutions, 6073 NW 167 St., Unit C-12, Miami, FL 33015, USA.